



Power supply multiconductor cables for dynamic applications with PVC jacket, shielded, resistant to oils, flame retardant, MTW.

STANDARDS

Product UL and CSA approval

NORMATIVE REFERENCE

UL and CSA approval
 AWM 80°C - 600V/1000V
 AWM 80°C - 600V/1000V FT1
 MTW 90°C - 600V

Oil resistance:

IEC 50363-4-1

Refrigerant oil resistance:

CNOMO E.03.40.150

NFT 46-013

Flame retardant:

IEC 60332-1-2

FT1

UL1581

EN 50265-2-1

CONTACT

Market information
 industryprojects.business@lynx^{eo}
 ogroup.com

Availability with orange jacket type on request



Operating temp.
 -25 ... 80 °C



Storage temperature, range
 -30 ... 80 °C



Flame retardant
 IEC/EN 60332-1-2; FT1; UL 1581 FT1



Oil resistance
 EN 50363-4-1

CHARACTERISTICS

Construction characteristics

Conductor material	Stranded bare copper
Insulation	PVC
Taping	Soft tape
Insulation colour	Black w. number + yellow/green
Lay Up	Power cores stranded with filler
Shielding	80% tinned copper braid coverage
Outer sheath	PVC
Sheath colour	Grey RAL 7001

Electrical characteristics

Rated Voltage Uo/U	0.6/1 kV
Test voltage	4000 V











Mechanical characteristics



Maximum acceleration	10 m/s ²
Minimum bending cycles	5 Mio.
Speed	180 m/min

Usage characteristics

Field of application	Dynamic
Minimum dynamic operating bending radius	10 (xD)
Operating temperature, range	-25 ... 80 °C
Storage temperature, range	-30 ... 80 °C
Flame retardant	IEC/EN 60332-1-2; FT1; UL 1581 FT1
Oil resistance	EN 50363-4-1
Refrigerant oil resistance	CNOMO E.03.40.150N; NFT 46-013

PRODUCT LIST

Reference	Country Ref.	Name	Construction type	Nominal outer diameter [mm]	Copper content [kg/km]
 10553127	13-EBW15G04R-C1	4x1.50 mmq	(4G1,5)C	10.9	100
 13-EBW15G07R-C1	13-EBW15G07R-C1	7x1.50 mmq	(7G1,5)C	12.7	150
 10553125	13-EBW13G04R-C1	4x2.50 mmq	(4G2,5)C	11.8	153
 10553126	13-EBW13G07R-C1	7x2.50 mmq	(7G2,5)C	14.7	226
 10553124	13-EBW11G04R-C1	4x4.00 mmq	(4G4)C	13.5	240
 13-EBW11G07R-C1	13-EBW11G07R-C1	7x4.00 mmq	(7G4)C	16.8	381
 10553122	13-EBW09G04R-C1	4x6.00 mmq	(4G6)C	16.6	340
 13-EBW09G07R-C1	13-EBW09G07R-C1	7x6.00 mmq	(7G6)C	19.5	480
 10553120	13-EBW07G04R-C1	4x10.00 mmq	(4G10)C	21.0	546
 13-EBW07G07R-C1	13-EBW07G07R-C1	7x10.00 mmq	(7G10)C	25.6	852

 = Make to order,  = In stock,

Reference	Country Ref.	Name	Construction type	Nominal outer diameter [mm]	Copper content [kg/km]
☎ 10553118	13-EBW05G04R-C1	4x16.00 mmq	(4G16)C	26.3	770
☎ 13-EBW05G07R-C1	13-EBW05G07R-C1	7x16.00 mmq	(7G16)C	31.5	1330
☎ 13-EBW03G04R-C1	13-EBW03G04R-C1	4x25.00 mmq	(4G25)C	28.9	1165
☎ 13-EBW02G04R-C1	13-EBW02G04R-C1	4x35.00 mmq	(4G35)C	31.4	1650
☎ 13-EBWA1G04R-C1	13-EBWA1G04R-C1	4x50.00 mmq	(4G50)C	38.6	2210
☎ 13-EBWA2G04R-C1	13-EBWA2G04R-C1	4x75.00 mmq	(4G75)C	48.7	3130

☎ = Make to order, 🏠 = In stock,